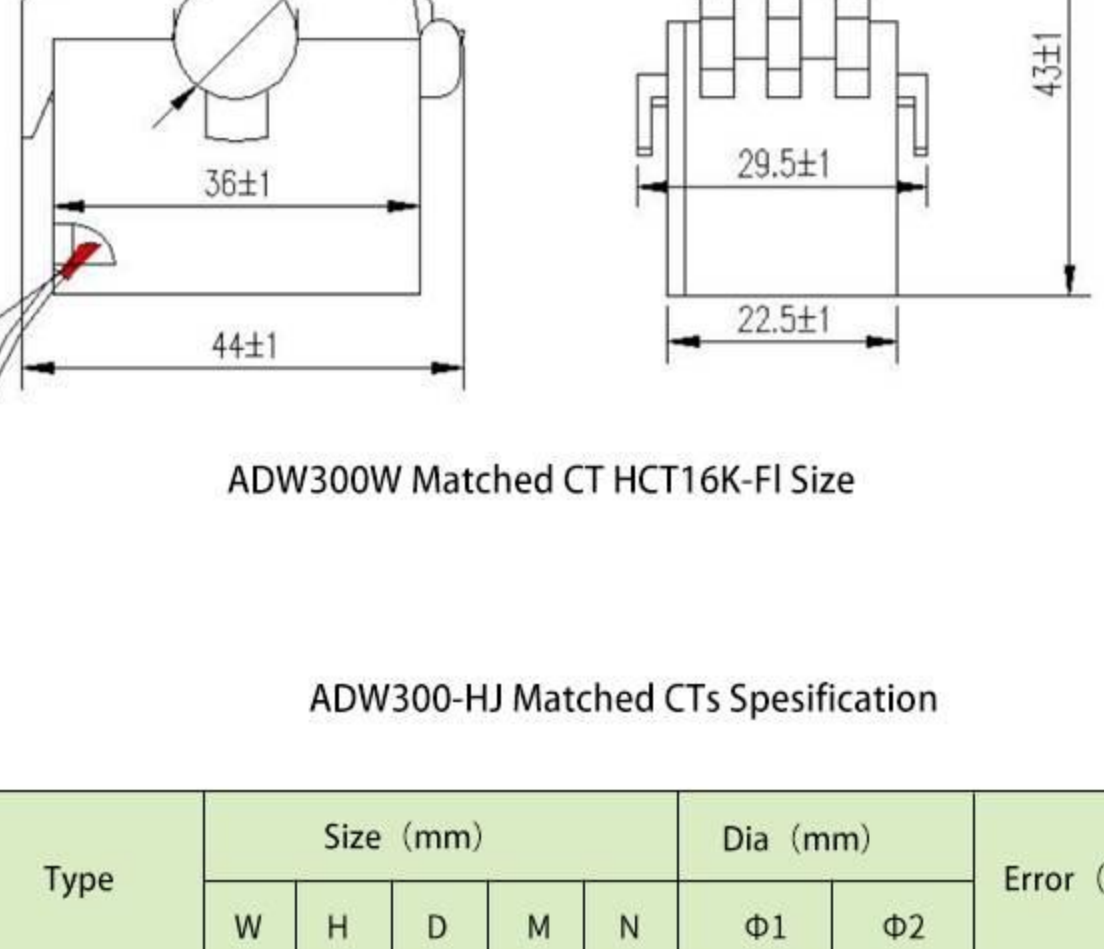


# ADW300 WIRELESS METER



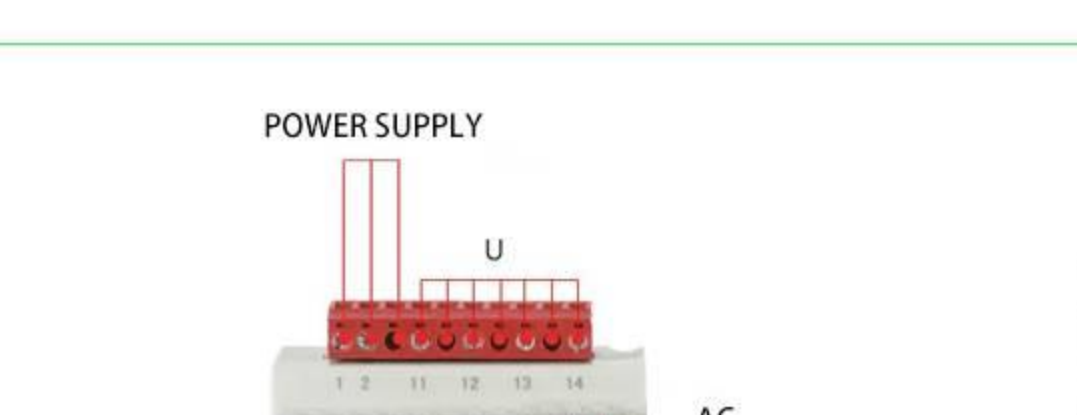
- 3×1(6)A ; 3×1(6)A (ADW300W) , 3×20(10)A (ADW300W)
- U, L, P, Q, S, PF, F, KWH, KVARH
- 2 WAY DO, 4 WAY DI
- 4 WAY TEMPERATURE MEASURE, 1 WAY RESIDUAL CURRENT
- 35 MM DIN RAIL

## DIMENSION



ADW300 Matched CTs Specification

Type	Rated Current	Inner Dia (mm)	Out Dia (mm)	Weight
AKH-0.66L45	16~100A	45	76	0.18
AKH-0.66L80	100~250A	80	120	0.42
AKH-0.66L100	250~400A	100	140	0.50
AKH-0.66L150	400~800A	150	190	1.32
AKH-0.66L200	800~1500A	200	240	1.94



ADW300W Matched CT HCT16K-FI Size


ADW300-HJ Matched CTs Specification

Type	Size (mm)					Dia (mm)		Error (mm)
	W	H	D	M	N	Φ1	Φ2	
AKH-0.66/K-Φ 10N	27	44	32	25	36	10	9	±1
AKH-0.66/K-Φ 16N	31	50	36	27	42	16	17	
AKH-0.66/K-Φ 24N	39	71	46	36	52	24	23.5	
AKH-0.66/K-Φ 36N	42.5	82	58	40	56	33.5	35	



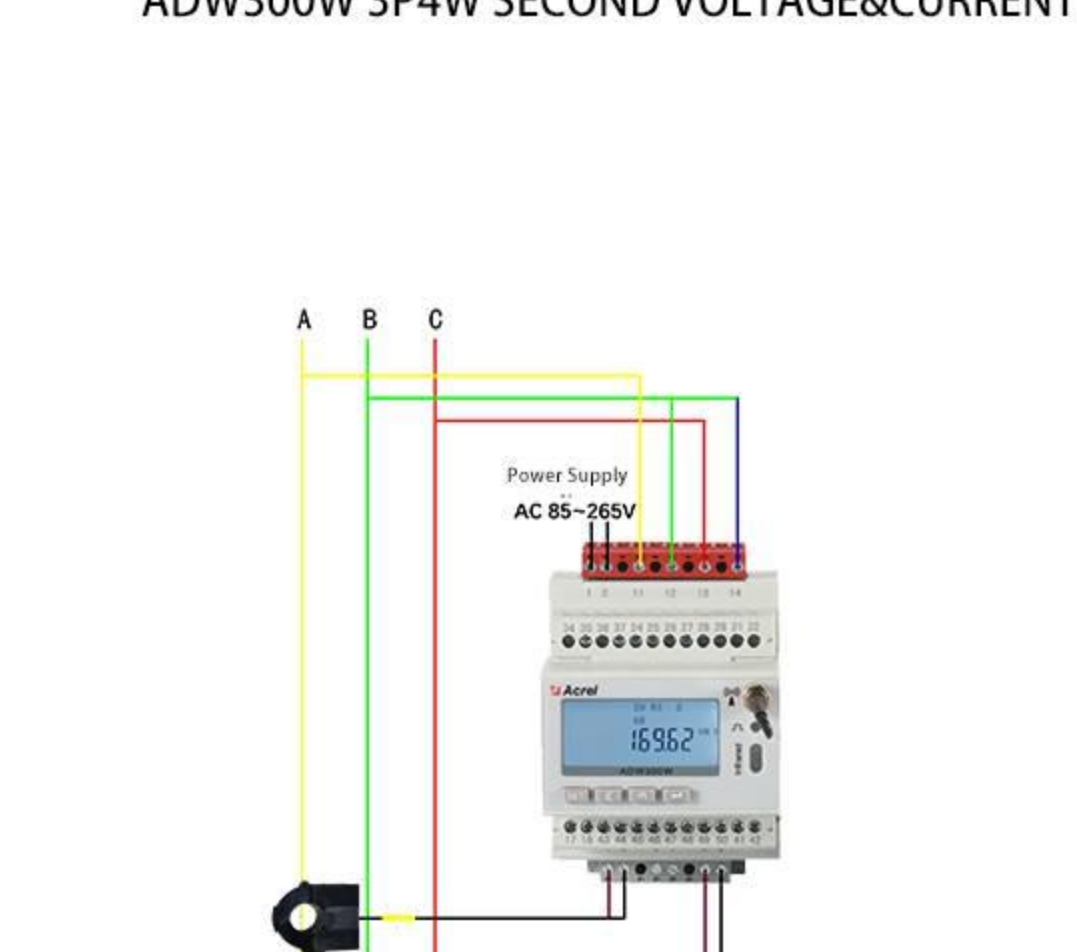
Matched CT Size

## PARAMETER

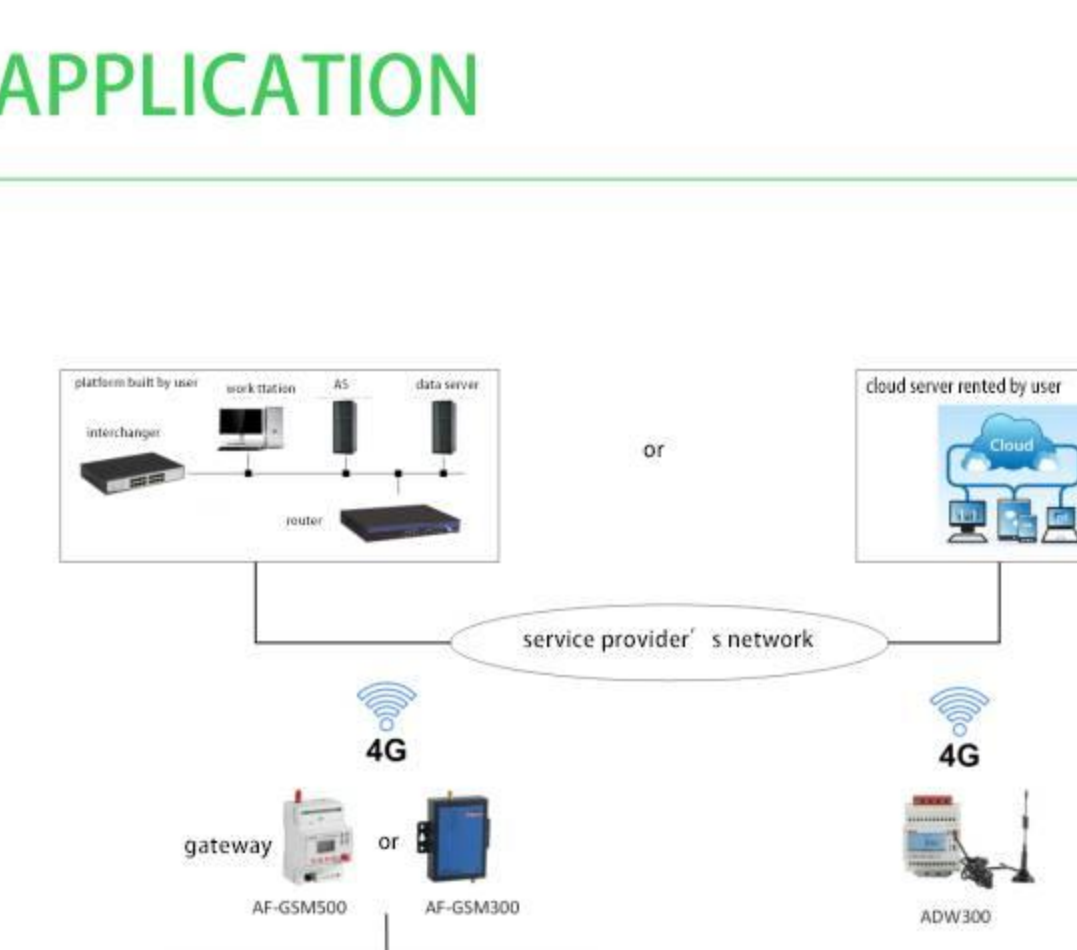


wiring	3P3W/3P4W
accuracy	0.5S calss (ADW300) , 1class (ADW300W)
voltage	3×57.7/100V, 3×220/380V
communication	RS485, LORA 923MHZ, 868MHZ, 2G, NB, 4G, WIFI
protocol	MODBUS-RTU、DL/T 645-07
size	72×87.8×71.5 (MM)

## WIRING



ADW300 3P4W SECOND VOLTAGE&CURRENT



ADW300 3P4W

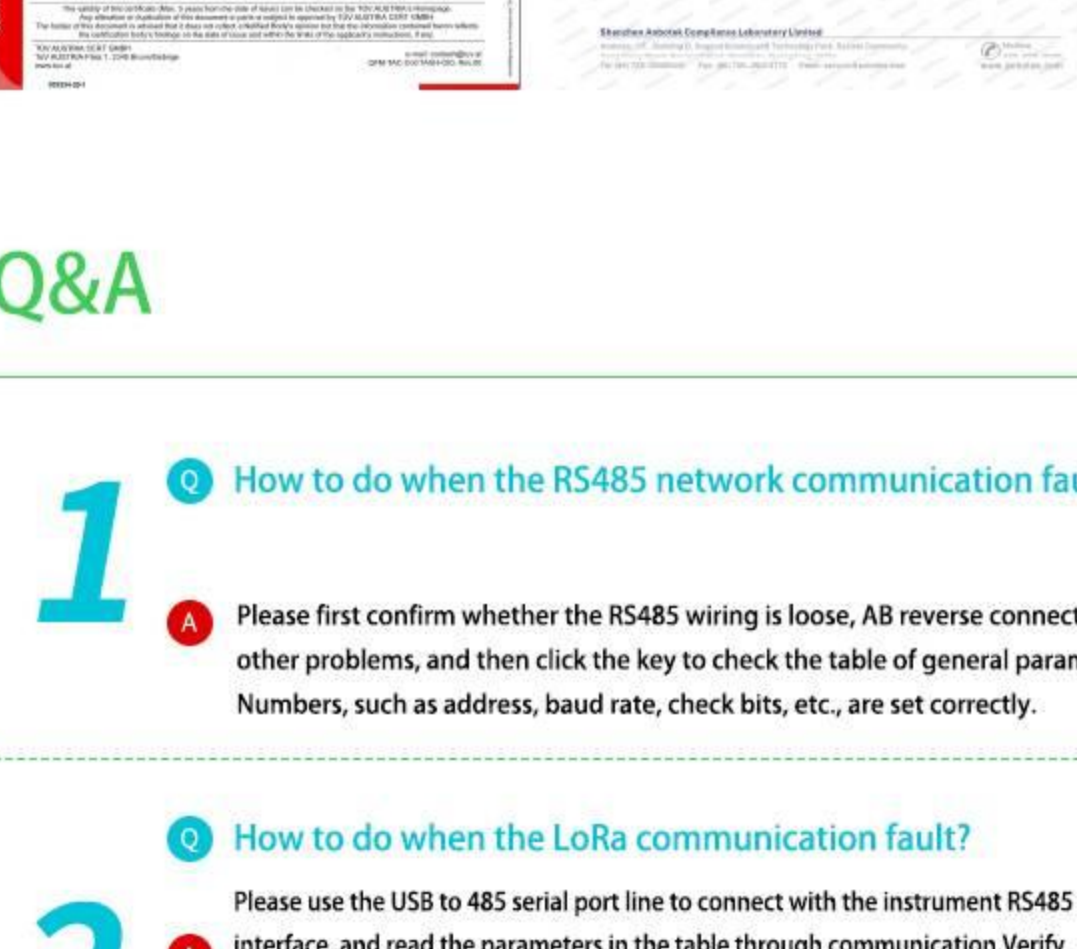


ADW300W 3P4W SECOND VOLTAGE&CURRENT

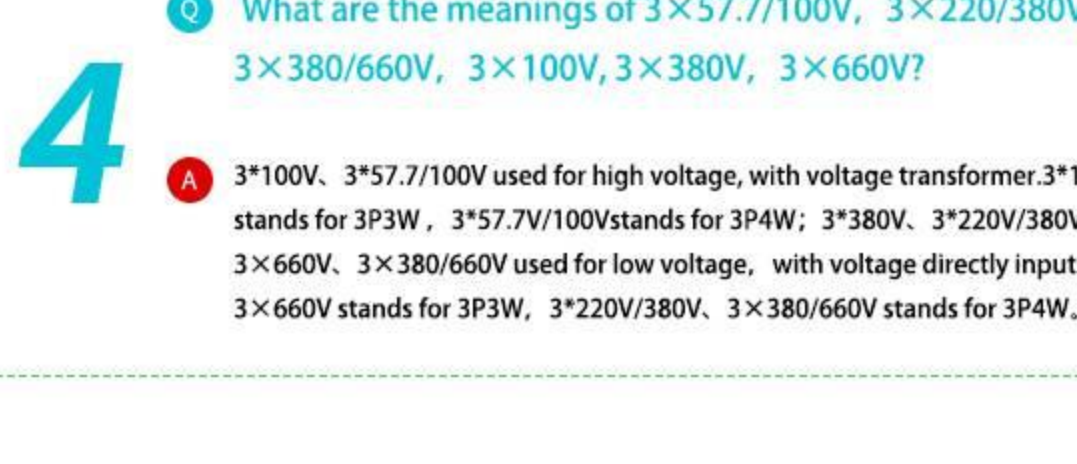


ADW300W 3P3W

## APPLICATION



## INSTALLATION



## SITE PICTURE



GREEN ELECTRICITY

ELECTRICAL ENERGY TRANSFORMATION

## ABOUT ACREL



Acrel Co., Ltd. [Stock Code : 300286.SZ] is a high-tech enterprise concentrating on research, production, sales and services. It mainly provides systemic solutions of energy efficiency management and electrical safety for users. "Acrel" is equipped with the complete production lines from cloud platform software to sensors. Until now, it has more than 8000 sets systems and solutions used in China to help users to realize energy visual management, supply energy data services and improve electrical efficiency and safety. "Acrel" has maintained steady growth since its listing in 2012. The company will adhere to the concept of "innovation, high-efficiency, unity and honesty" and it provides more high-quality solutions, products and service for power system users and micro-grid.

## FACTORY



## CERTIFICATE



## Q&A

**1 Q** How to do when the RS485 network communication fault?  
**A** Please first confirm whether the RS485 wiring is loose. AB reverse connection and other problems, and then click the key to check the table of general parameters Numbers, such as address, baud rate, check bits, etc., are set correctly.

**2 Q** How to do when the LoRa communication fault?  
**A** Please use the USB to 485 serial port line to connect with the instrument RS485 interface, and read the parameters in the table through communication. Verify whether the parameters in the table are the same as the wireless configuration of the upper main station (channel and spread spectrum factor). If they are different, please modify the instrument wireless parameters to be consistent with the master station and then test again if the same. It may be the instrument and the master station. Too far apart or serious field interference, at this time can try to use an external suction cup antenna, or consider the nearby new wireless master and test again.

**3 Q** What is the difference between ordinary secondary access and W(type external transformer)?  
**A** General secondary access to the built-in transformer. The transformer is selected according to the actual current on site. Model W comes with external transformer (can not be disassembled, otherwise it will burn the meter). The transformer has been installed on site for easy wiring and free of disassembly.

**4 Q** What are the meanings of 3×57.7/100V, 3×220/380V, 3×380/660V, 3×100V, 3×380V, 3×660V?  
**A** 3\*100V, 3\*57.7/100V used for high voltage, with voltage transformer. 3\*100V stands for 3P3W, 3\*57.7V/100V stands for 3P4W; 3\*380V, 3\*220V/380V, 3×660V, 3×380/660V used for low voltage, with voltage directly input. 3\*380V, 3×660V stands for 3P3W, 3\*220V/380V, 3×380/660V stands for 3P4W.

## APPLICATION SCENE



GREEN ELECTRICITY

ELECTRICAL ENERGY TRANSFORMATION