Acrel

Insulation monitoring device for medical isolated power supply

Provide safety, continuous and reliable power supply solutions for operating room and ICU.

Real time detection of the insulation state to the ground to ensure the life safety of patients.

Insulation fault location, convenient maintenance.

WHY? choose us

Direct sale

Listed company

Strength brand

Short circuit protection

Leakage protection

Insulation location

Product Selection

AIM-M200 medical intelligent insulation monitor

①Load and temperature monitoring of isolation transformer.
②Open circuit judgment and fault alarm function.
③2-way alarm relay output.
④Support insulation fault location.
⑤One RS485 communication and one CAN communication.

AID150 centralized alarm and display instrument

①1-16 sets of remote monitoring system.
②Remote setting of thresholds for various alarm parameters.
③Remote start each instrument self check.
④Real time monitoring and instrument communication status.
⑤20 fault records can be recorded.

ASG150 test signal generator

①CAN bus technology, data exchange with other equipment.
②It can generate fault location signal.
③L1,L2 disconnection monitoring function.
④Online indication function of fault location.

AIL150-4 insulation fault locator

①CAN bus technology, data exchange with other equipment.
②The function of fault location can be realized with test signal. generator.
③Locate 4 circuits.

AIL150-8 insulation fault locator

①CAN bus technology, data exchange with other equipment.
②The function of fault location can be realized with test signal generator.
③Locate 8 circuits.

AITR series medical isolation transformer

①Single phase isolation transformer, voltage ratio 1:1.
②Monitoring transformer temperature.
③TN-S system to IT system.
④Double insulation treatment, electrostatic shielding layer.

HDR-60-24 power module

Provide DC 24 V regulated power supply.

AKH-0.66P26 current transformer

①It can be used with AIM-M200 absolute monitor.
②The monitoring current can be 60A and the transformation ratio is 2000:1.

Networking Scheme

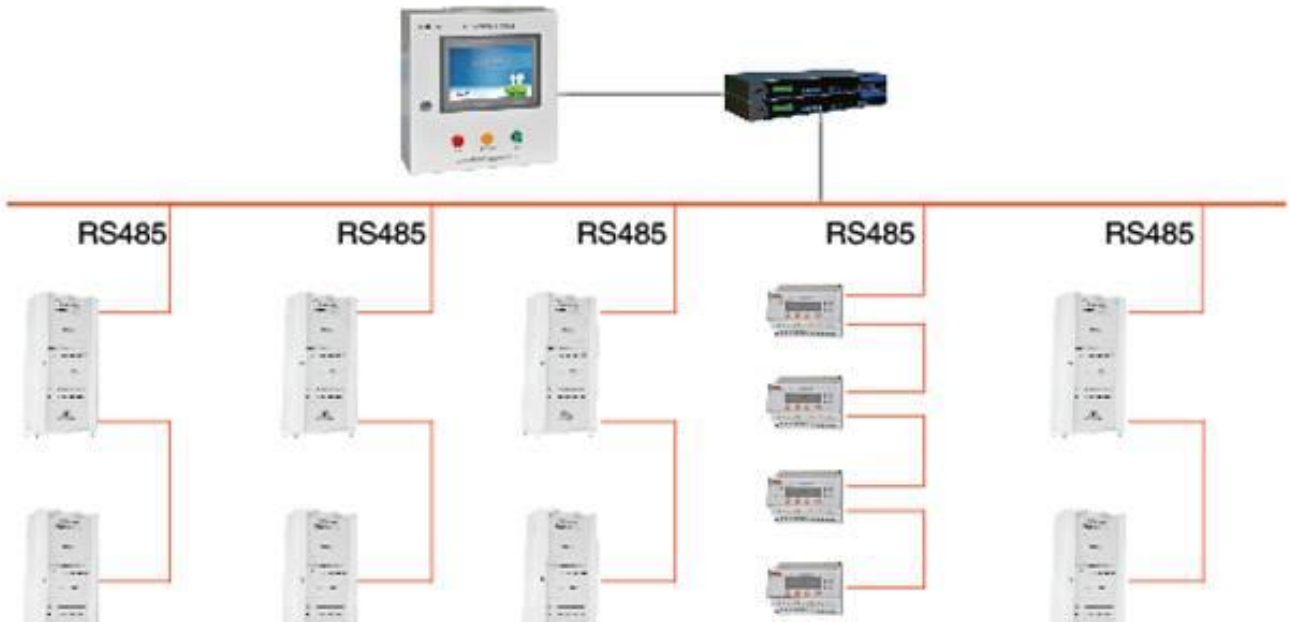
RS485
RS485
RS485
RS485
RS485

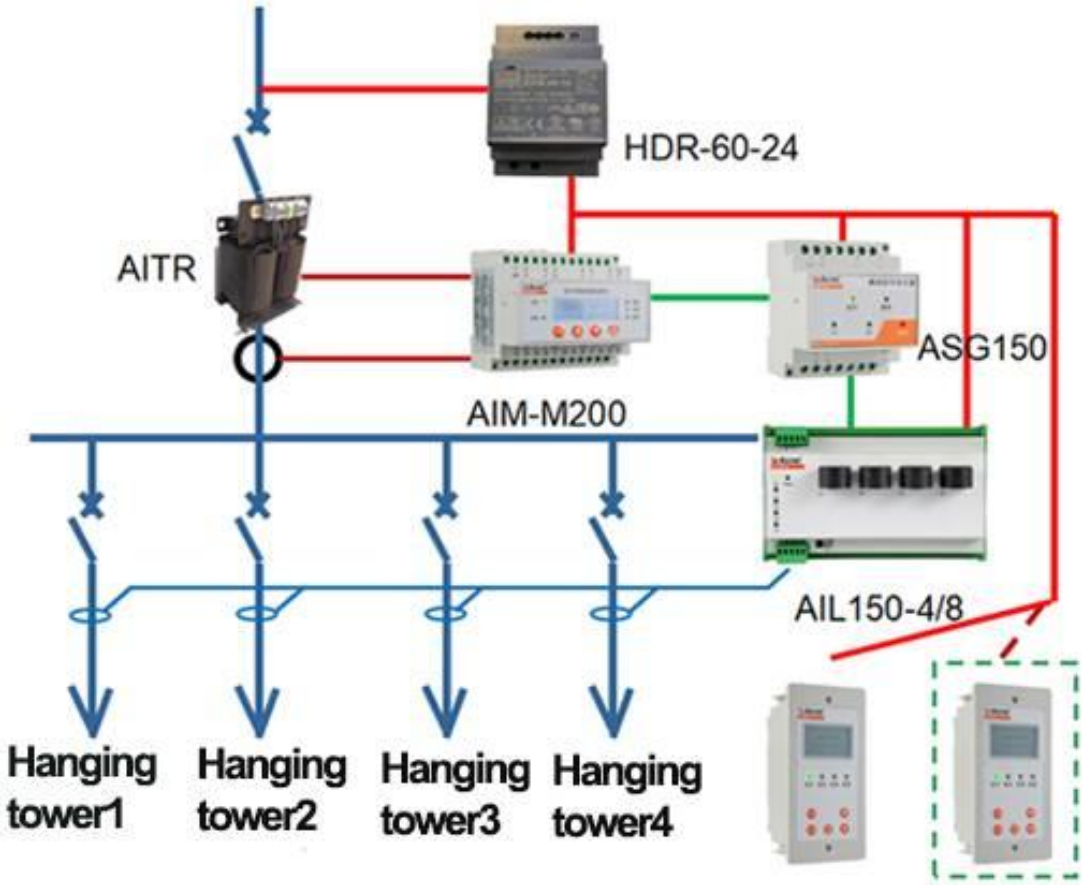
HDR-60-24
AITR
AIM-M200
ASG150
AIL150-4/8
Hanging tower1
Hanging tower2
Hanging tower3
Hanging tower4

Product Details

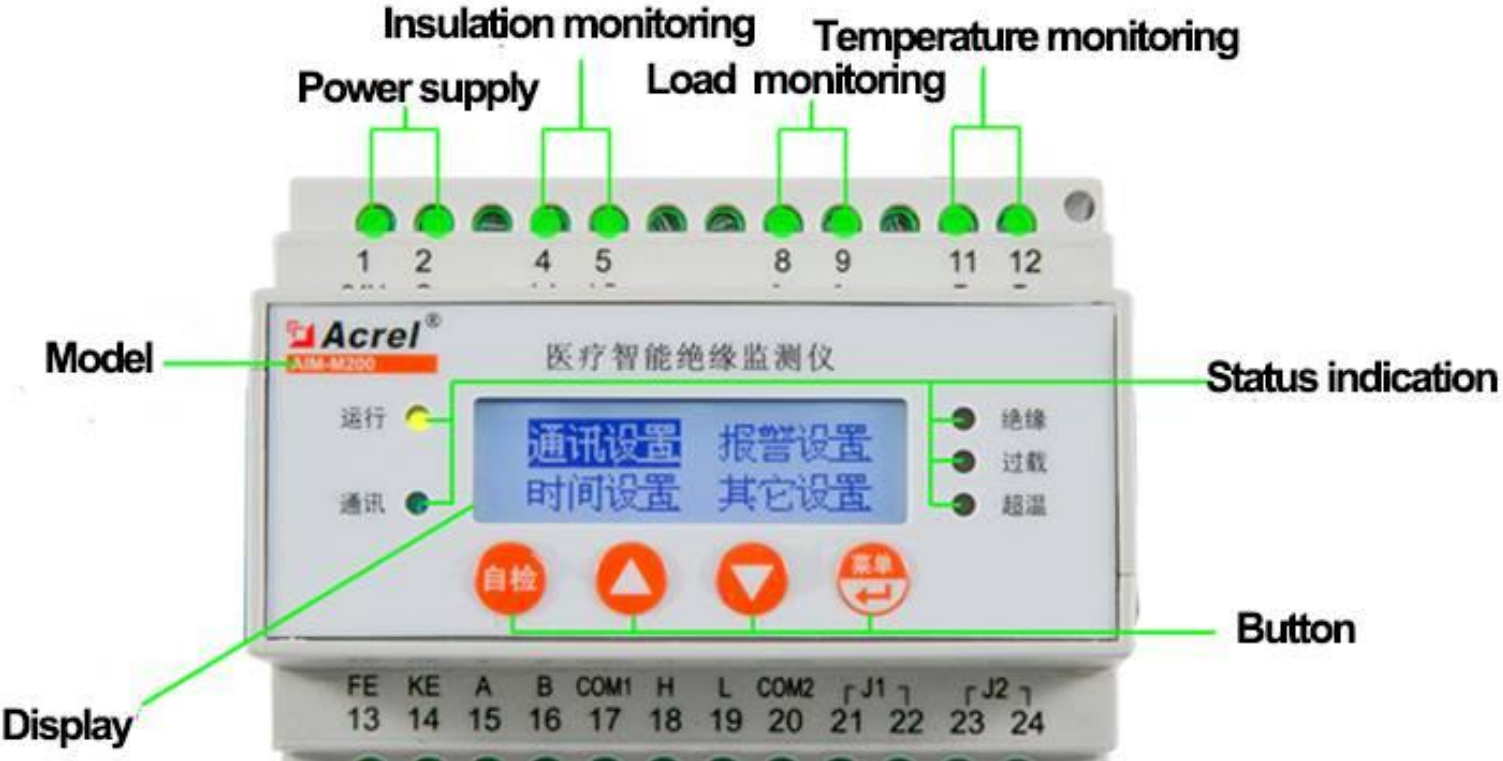
Insulation monitoring
Temperature monitoring
Power supply
Load monitoring
1
2
4
5
8
9
11
12
Model
Acrel
AIM-M200
医疗智能绝缘监测仪
Status indication
运行
通讯
通讯设置
报警设置
时间设置
其它设置
绝缘
过载
超温
自检
菜单
Button
Display
FE
KE
A
B
COM1
H
L
COM2
J1
J2
13
14
15
16
17
18
19
20
21
22
23
24

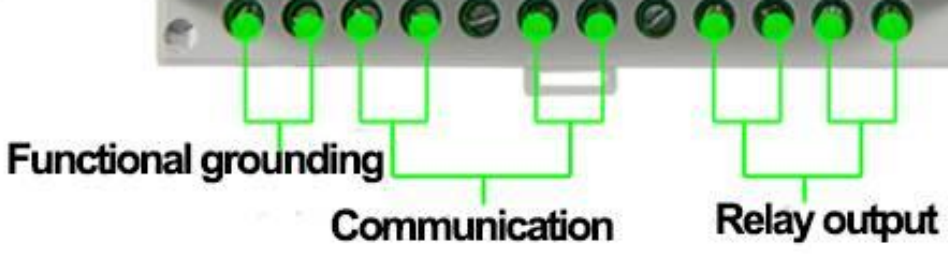
Functional grounding
Communication
Relay output

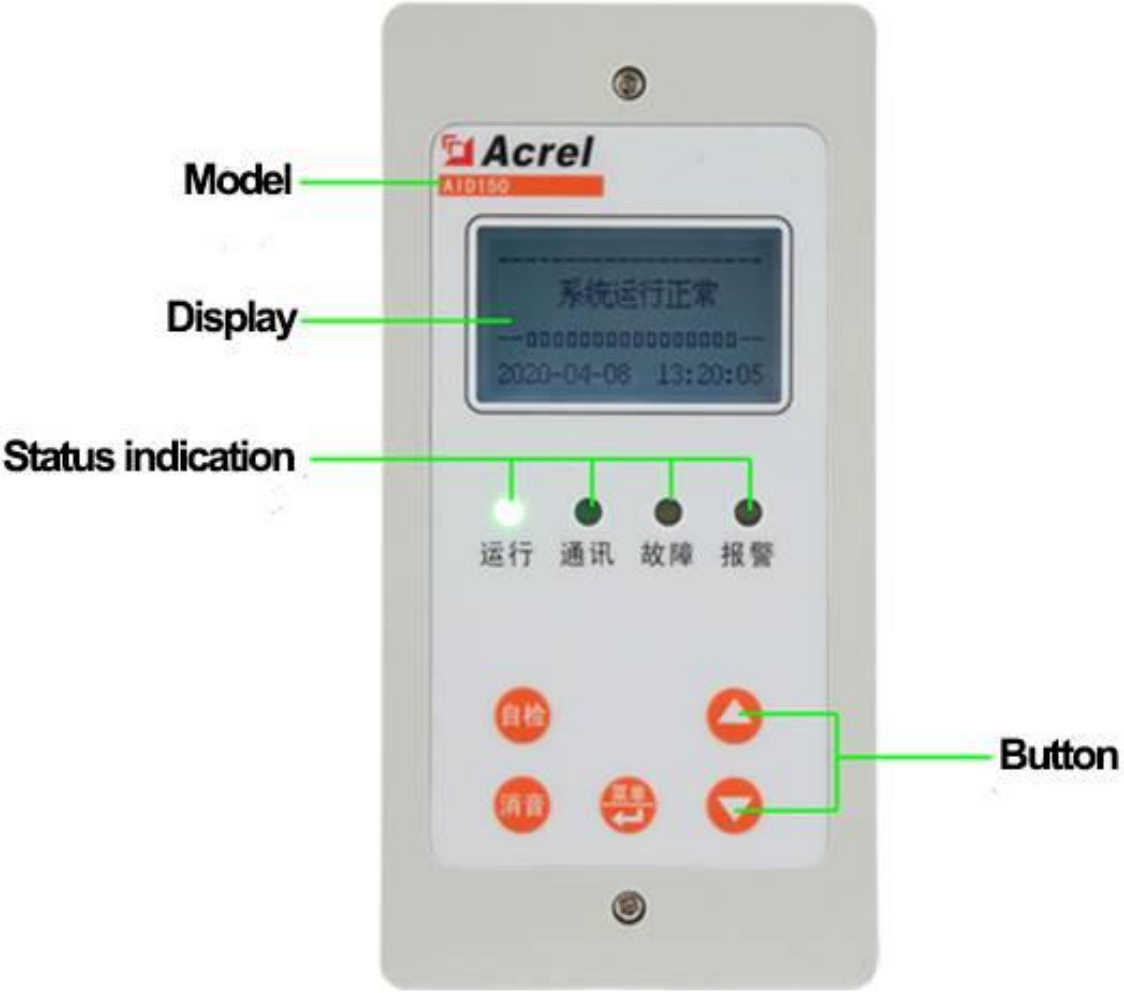
Model
Acrel
AID150
Display
系统运行正常
2020-04-08 13:20:05
Status indication
运行
通讯
故障
报警
自检
消音
Button


Power supply
1 2
Model
Acrel
Indicator light
ON
COM
L1
L5
L2
L6
L3
L7
L4
L8
Transformer
L1
L2
L3
L4
L5
L6
L7
L8
21 22 23 24 25
0 1

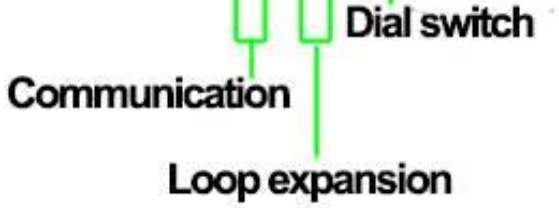
Dial switch
Communication
Loop expansion

Dimension

AIM-M200 medical intelligent insulation monitor


107.5
85
85
74.7
1 2 4 5 8 9 11 12
24V G L1 L2 T0 T1 T0 T1
Acrel
AIM-M200
医疗智能绝缘监测仪
13 14 15 16 17 18 19 20 21 22 23 24

35mm DIN-Rail installation

AID series external alarm and display instrument


87
172
Acrel
运行 通讯 故障 报警

Embedded wall installation

ASG test signal generator


72
85
74.7
45
66
1 2 5 7
24V G L1 L2
Acrel
测试信号发生器
运行
通讯
I1
I2
故障
www.acrel.cn
H L
8 9
PE
14

35mm DIN-Rail installation

AIL100-8 insulation fault locator


198
73.21
123.6
Acrel
AIL100-8
ON
COM
L1
L5
L2
L6
L3
L7
L4
L8
21 22 23 24 25
0 1

35mm DIN-Rail installation

GGF series

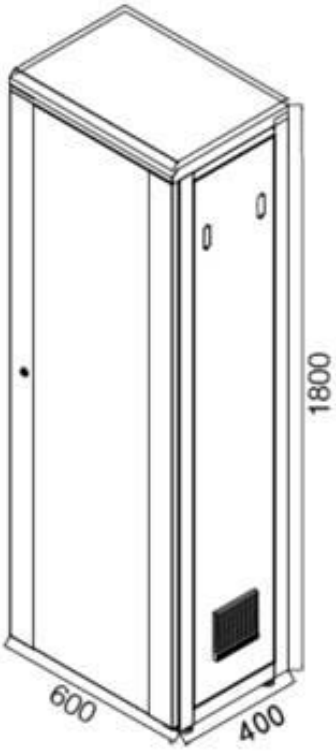
1800
600
400

GGF-IXG series dimension

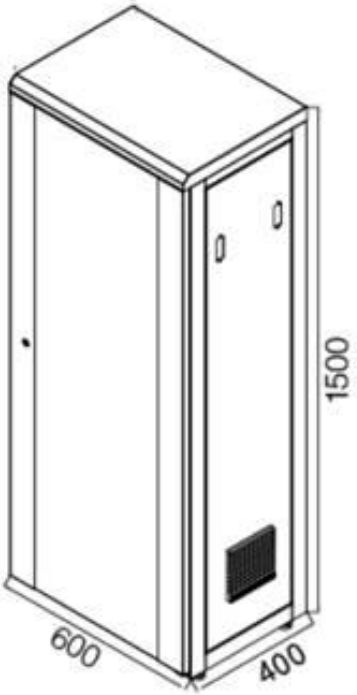
1500
600
400

GGF-OXGA/GGF-OXG series dimension



GGF-IXQ series dimension

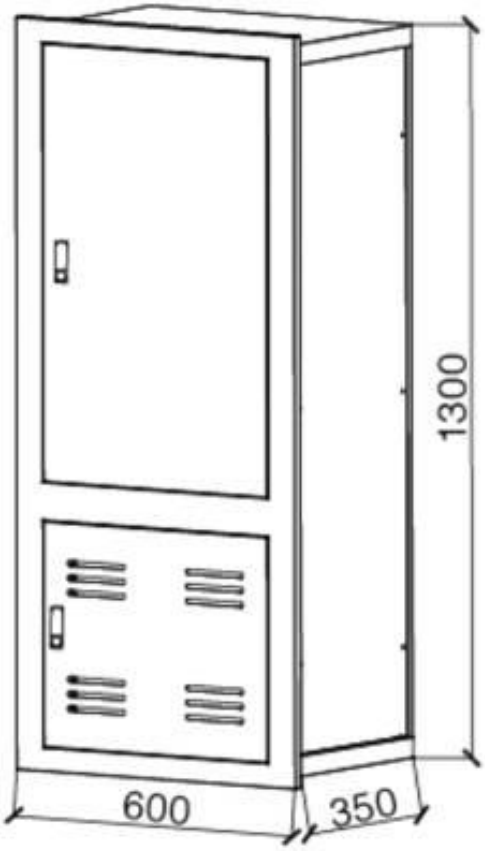
1300
600
350

GGF-OXQ series dimension

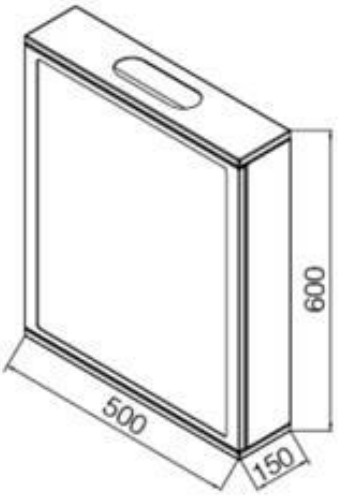

GGF-IXF series dimension

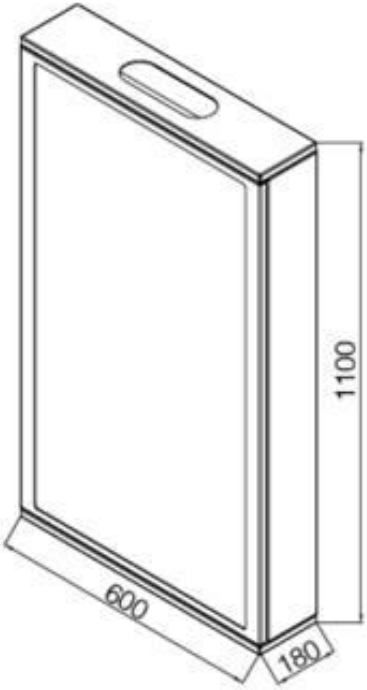
1100
600
180

GGF-OXF series dimension

Production Base/ Quality Assurance

Shorten the distance between the factory and the buyer.

Our unremitting efforts
Just for customers
Create more value

Application

Operation Room

ICU/CCU

Certifications

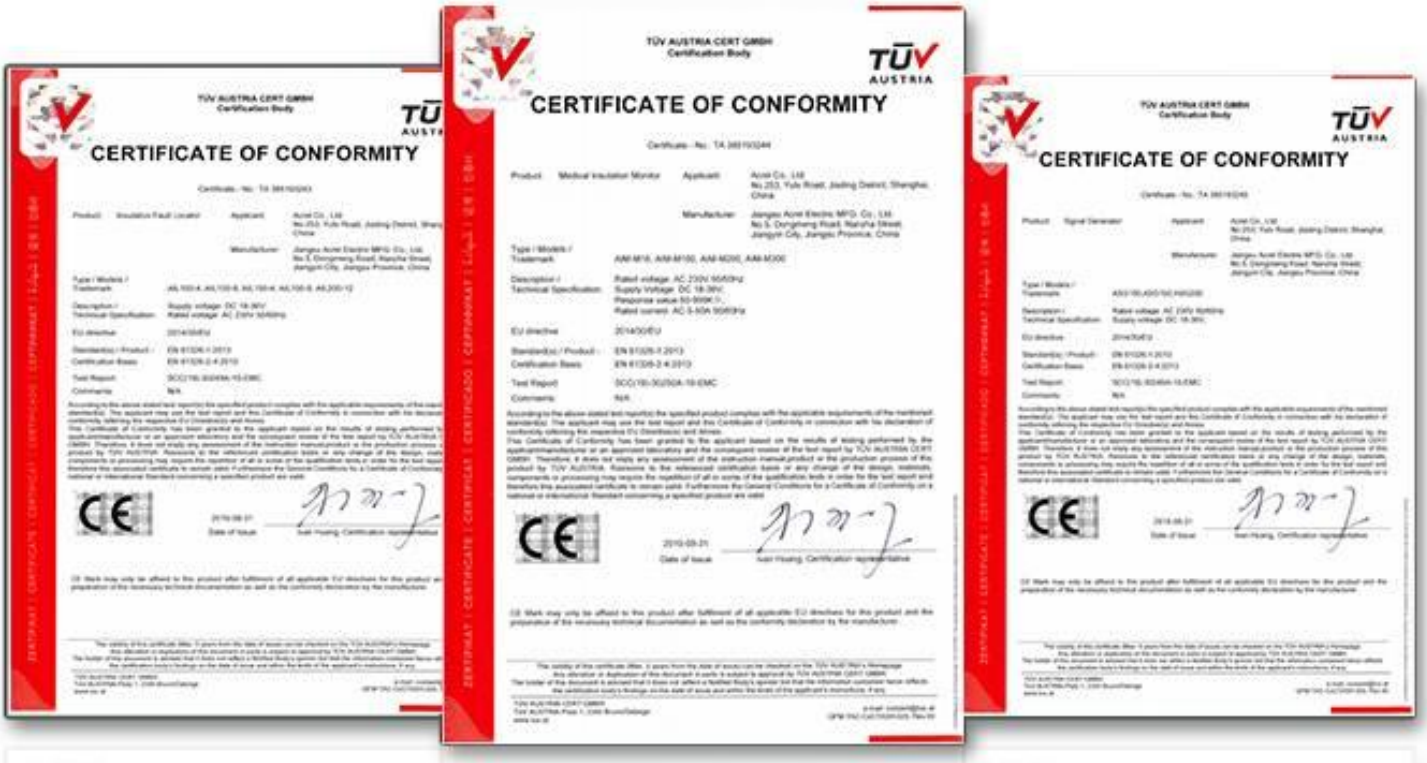

TÜV AUSTRIA CERT GMBH
Certification Body

CERTIFICATE OF CONFORMITY

TÜV AUSTRIA CERT GMBH
Certification Body

CERTIFICATE OF CONFORMITY

TÜV AUSTRIA CERT GMBH
Certification Body

CERTIFICATE OF CONFORMITY

FAQ

1

The display and indicator light are not on.

No.1 and No.2 terminals on the upper row of the insulation monitor are not reliably connected to the + V, - V terminals of the DC power module output terminal, or the DC power module is not reliably connected to the isolation transformer.Check the wiring.

2

The display shows FK disconnection, – kΩ, insulation indicator.

No. 13 and No. 14 terminals in the lower row of the insulation monitor are not reliably connected to the equipotential terminal block. Check the wiring and ensure reliable connection.

3

The display shows that TC is disconnected and the over temperature indicator flashes.

No.17 and No.18 terminals on the upper row of the insulation monitor are not reliably connected with the two ST terminals of the isolation transformer. Check the wiring and ensure the reliable connection.

4

The display screen shows the insulation fault, and the insulation indicator light flashes.

1) There is insulation fault in the system;
2) Terminals 4 and 5 are connected to the input terminal;
3) There is a wire grounded at the output;
4) The input and output terminals of transformer are connected reversely.

5

Overtemperature and overload indicator light flashing.

The transformer temperature exceeds the set temperature alarm value.

6

Insulation monitor report comprehensive fault.

One terminal on the secondary side of the transformer is grounded.

About Acrel

ACREL CO., Ltd. was founded in 2003 and successfully listed on GEM in 2012. ACREL is a high-tech enterprise that integrates R&D, production, sales and service. since its establishment, it committed to provide users with energy efficiency management and power security system solutions. Acrel Electric has a complete production line from cloud platform software to sensors. At present, more than 10,000 sets of various solutions are running all over the country.

Production Workshop