Acrel

Multi-functional Protective Relay

Acrel
AM2SE
运行 分位 合位 动作 告警 异常
Esc
Rst
Feeder Terminal
Acrel
AM2SE
运行
分位
合位
动作
告警
异常
Rst
Esc
Feeder Terminal



4 Characteristics

Escort for You

Rich Protection Functions

•••

- 3-zone Composite Voltage Overcurrent Protection
- High Temperature Warning
- Over-temperature Trip.

High Anti-interference Performance

•••

User-defined Opening

•••

Compactness

•••

Functions

RS485 Supports Tele-metering,Tele-com,Tele-signaling,Remote Control

3-P Current and Voltage Measurement

Acrel
AM2SE
运行 分位 合位 动作 告警 异常
Esc
Rst
Feeder Terminal

Switching Input Monitoring

- Heavy Gas Trip
- High temperature Trip
- Overtemperature Trip
- User-difined
- Open door trip
- Pressure release trip

Switching Output Monitoring

- Protection Trip
- Trip Signal
- Closing Protection

classified Remote Information Libraries for Selection

Alarm Signal

Multiple Protection

Achieve Comprehensive Protection &Safer

Acrel
AM2SE
运行 分位 合位 动作 告警 异常
Esc
Rst
Feeder Terminal

- 3-zone Composite Voltage Overcurrent Protection
- Post accelerating Over-current Protection
- Zero Sequence Over-current Protection
- Time-limited Quick-break Protection
- Over-current Protection

A Protective Relay

More comprehensive measurement, control, protection and communication

High-precision AC Signal Measurement, Sampling Frequency up to **1600HZ**

24 Points Sampling，24*50=1200

Self-Check

Event Record

Multiple Protection

Digital transmission

Acrel
AM2SE
运行
分位
合位
动作
告警
异常
Esc
Rst
Feeder Terminal

Tech Parameter

Brand	Acrel 安科瑞	Dimension	76X174（mm）
Name	Multi-functional Protective Relay	Power Supply	AC/DC 220V AC/DC 110V DC 48V DC 24V
Model	AM2SE-V/AM2SE-H	Power Consumption	Each Tunnel≤1W （DC220V）
Rated Frequency	50Hz or 60Hz	Temperature	-10℃～+55℃
Rated Current In	AC 5A or 1A	Humidity	5%～95%
Rated Volltage Un	AC 100V	Altitude	≤2500m

Dimension


76
174
Acrel
AM2SE


174
76
Acrel
AM2SE
Feeder Terminal

Esc
Rst
Feeder Terminal

Installation

The AM2SE Multi-functional Protective Relay adopts panel embedded installation.

1. Make holes according to the size of the holes on the surface of the screen, as shown in Figure 1.
2. Place the device into the opening until the device panel is against the panel of the cabinet.
3. Insert the fixing bracket of the device, and the device is firmly fixed on the cabinet panel, as shown in Figure 2.

Note: AM2SE-V fixing brackets are on the upper and lower sides of the device, AM2SE-H fixing brackets are on the left and right sides of the device


Cabinet Screen Panel
Snap
Acrel
AM2SE
Esc
Rst
Feeder Terminal

Figure 1

Figure 2

Back Terminal Wiring Diagram


X1
X2
Trip Exit
Close Exit
Trip Signal
Warning Signal
Device Abnormal
485A+
485B+
Switch Input
CB Closed
Breaker Position
Isolated knife Close
Spring is not Charged
Remote
Grounding Knife Position
High Temperature
Over-tempertur
01 DO1+
02 DO1-
03 DO2+
04 DO2-
05 DO3+
06 DO3-
07 DO4+
08 DO4-
09 DO5+
10 DO5-
11 485GND
12 485A+
13 485B-
14 DICOM
15 DI1
16 DI2
17 DI3
18 DI4
19 DI5
20 DI6
21 DI7
22 DI8
L+ 01
N- 02
03
PE 04
UA 05
UA* 06
UB 07
UB* 08
UC 09
UC* 10
IA 11
IA* 12
IB 13
IB* 14
IC 15
IC* 16
I0 17
I0* 18

Protective Solution for Loop-net

Switchgears

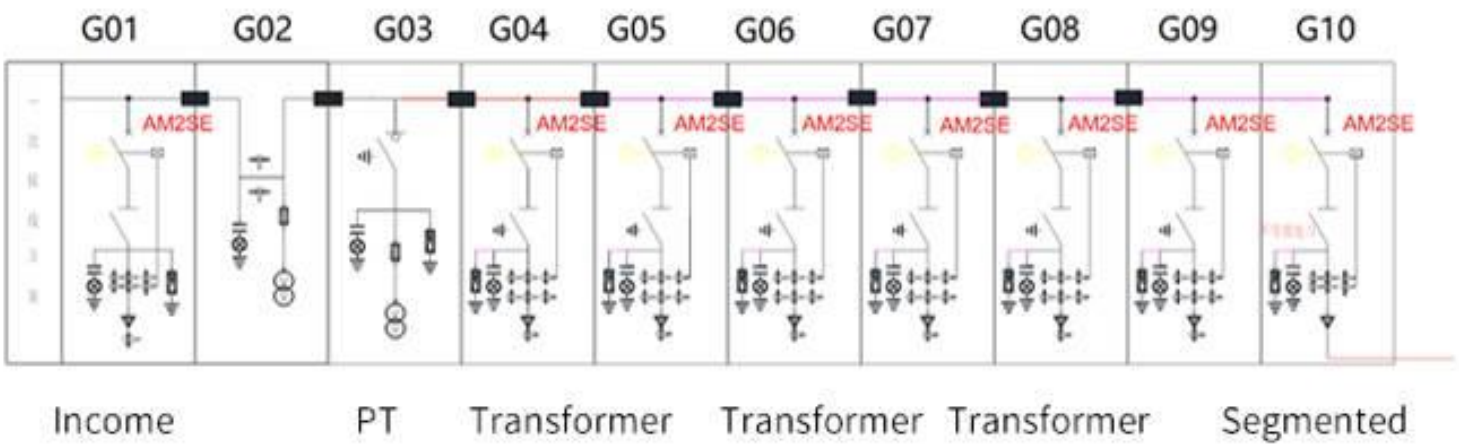
G01
G02
G03
G04
G05
G06
G07
G08
G09
G10
AM2SE
AM2SE
AM2SE
AM2SE
AM2SE
AM2SE
AM2SE
AM2SE
Income
PT
Transformer
Transformer
Transformer
Segmented

Applicaitons

AGRICULTURE, FORESTRY

INDUSTRY

BUILDING

BUSINESS SERVICE

PUBLIC UTILITIES

Photos on Site

35/10kV Main Transformer Protection Group Screen

Protection for Main Transformer

Enter Wire Protection

10kV Local Installation

Income/out Wire Protection

Motor protection/Backup self-input device

Protection for Net-loop Swithgear

CERTIFICATE

PAL

检 验 报 告

产品型号注册证书

PRODUCT TYPE CERTIFICATION

FAQ

1

Q Relay does not trip?

A Put the corresponding protection in the setting table to check whether the blocking conditions are met

---

2

Q Voltage display is abnormal?

A Set the fixed value according to the actual voltage connection mode

---

3

Q No communication with the RS485 port on the back of the device?

A Change the polarity wiring, reset the communication parameters or protocol

4

Q Tele-com no display?

A Measure whether the voltage between the terminal and the common terminal behind the comprehensive protection is normal

5

Q The tele-signal name does not match the drawing?

A According to the drawing, enter the custom configuration in the fixed value menu

6

Q Power transmission circuit breaker tripping?

A Put in the second harmonic blocking function

7

Q Non-electricity does not trip?

A Put the corresponding protection in the setting value table, according to the drawing, in the setting value menu Customize the input configuration, and need to set the correct input serial number

ABOUT US

Acrel Co., Ltd. [Stock Code : 300286. SZ] is a high-tech enterprise concentrating on research, production, sales and services. It mainly provides systemic solutions of energy efficiency management and electrical safety for users. ‘Acrel’ is equipped with the complete production lines from cloud platform software to sensors. Until now, it has more than 8000 sets systemic solutions used in China to help users to realize energy visual management ,supply energy data services and improve electrical efficiency and safety and service for power system users.

WORKSHOP