

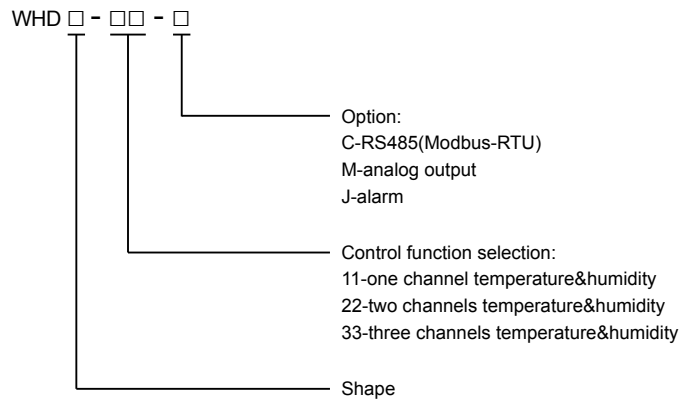
WHD Series Smart Temperature and Humidity Controller



General

WHD series smart temperature and humidity controller is suitable for adjustment and control of temperature and humidity in equipments of high voltage switchgear, terminal box, ring network panel, box transformer substation etc. It can effectively protect relevant equipment from faults resulting from excessive low or high temperature, creepage or flashover etc. from humidity or condensation.

Model Description

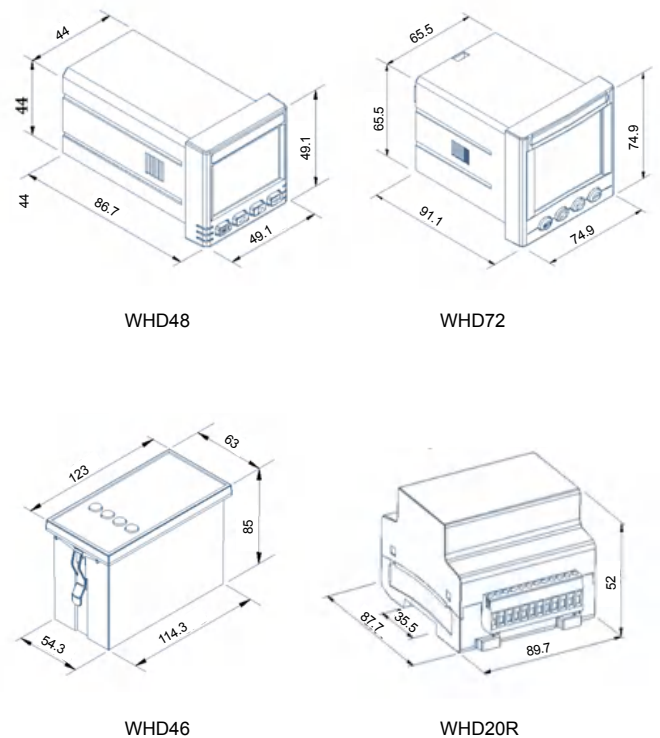


Shape	Panel Size(mm)	Cut-out(mm)
48	48*48	45*45
72	75*75	67*67
46	120*60	116*56
20R	DIN 35mm	

Technical Parameter

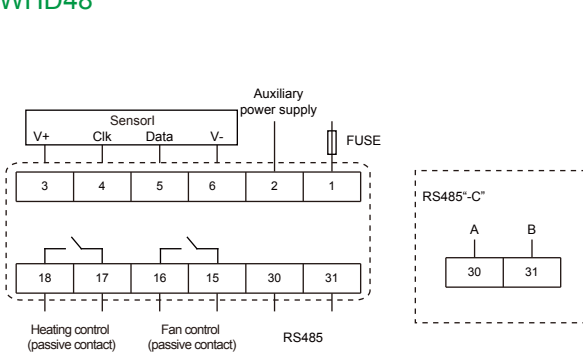
Technical Parameter		Value
Measuring range	Temperature	-40.0 C ~ 99.9 C
	Humidity	20%RH ~ 90%RH
Accuracy	Temperature	±1 C
	Humidity	±5%RH
Analog output		DC 4 ~ 20mA
Set range of controlling parameter	Heating for Temperature rising	-40.0 C ~ 40.0 C
	Blowing for temperature decreasing	0 C ~ 99.9 C
	Humidity control	20%RH ~ 90%RH
Contact capacity		5A/AC250V
Communication		RS485(MODBUS-RTU)
Auxiliary power supply	Working range	AC 85 ~ 265V DC 100 ~ 350V
	Consumption	Basic power consumption(≤0.8w)+ relay power consumption(each channel≤0.7w)
Insulation resistance		≥100MQ
Environment	Temperature	-20 C ~ +60 C
	Humidity	≤95%RH(No condensation)
	Altitude	≤2500 m

Dimension

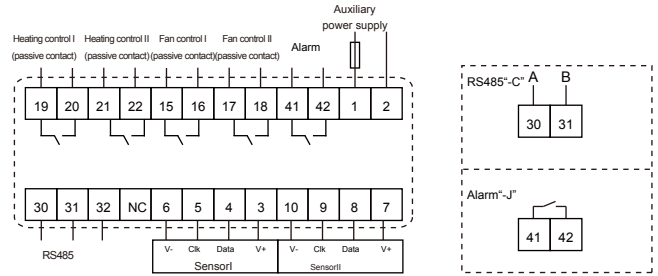


Wiring

◆ WHD48

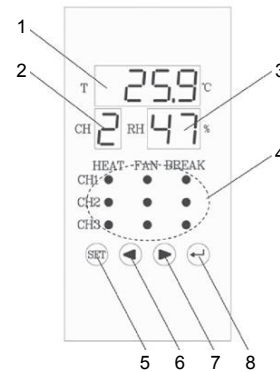
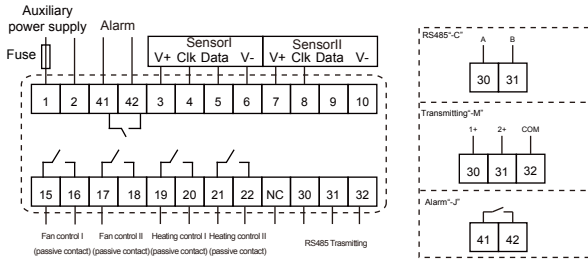


◆ WHD20R

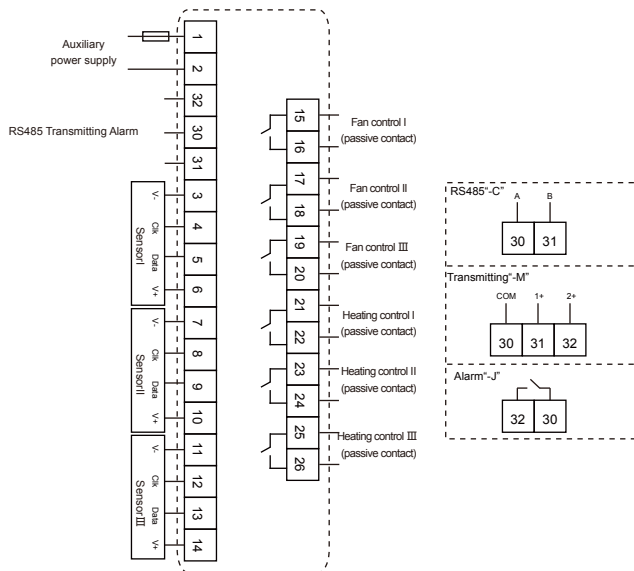


Operating and Display

◆ WHD72



◆ WHD46



No.	Name	Status	Explanation
1	Temperature area	XX.X C	Display current-measured temperature value, range:-40.0 C ~ 99.9 C Display menu and data for keystroke programming
2	Channels	X	Display current-measured channels, rang: 1 ~ 3
3	Humidity area	XX%	Display current-measured humidity value, range: 20% ~ 90%
4	Working status	Indicator lightening	Working state of 1,2,3,channels,heating (HEAT),Blowing (FAN),fault of heating (BREAK)
5	SET	Pressing	Selecting operational function,set up programming
6	Left	Pressing	Look over data or change data
		Keep pressing	Keep pressing the key about 3 seconds, all channels are in heating
7	Right	Pressing	Look over data or change data
		Keep pressing	Keep pressing the key about 3 seconds, all channels are in blowing
8	ENTER	Pressing	Confirm function or go to next menu